

JET SPRAY

VISUAL DISPLAY DISPENSER

Manufactured by Jet Spray Corporation

PARTS LIST FOR MODEL EJI

This manual applies to serial number 305571 and higher

Refrigerant R134a



August 1995
Printed in the U.S.A.

Document No. 18489
Revision No. 02


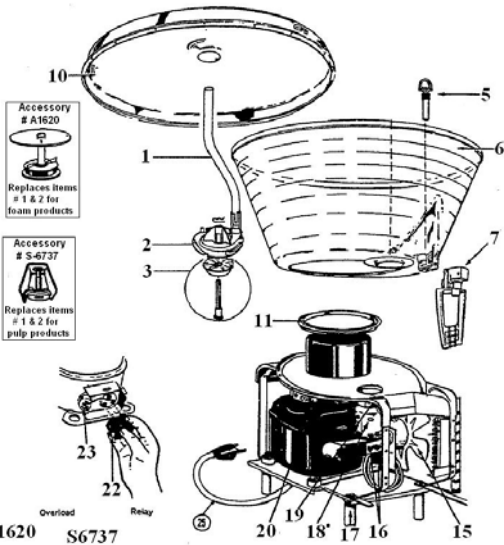
Dealers for dispenser & parts

Services Unlimited, Inc./ Parts Guru

650 North Cannon Avenue, Lansdale, PA 19446

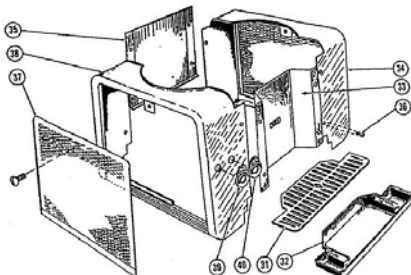
Phone: 215-361-7000 Fax: 215-361-7434 e-mail: granita@rcn.com

EJI Parts diagram - Page-1



EJI Bowl components

Item	Part #	Description	Item	Part #	Description
1	S2722	Spray tube	16	S3004	Refrigeration/spray switch
2	S2721	Impeller assembly (biege) 13/32" hole	17	A0081	Rubber foot
3	A3058	Impeller assembly + support pin & clip	18	S3357	Spray drive assy.
5	S4206	Pinch tube	19	S6750	Magnet assy (Morrill motor)
6	S4467	8-gallon Bowl (pinch tube type)	20	S2747	Temperature control
7	S4381	Handle assembly (pinch tube type)	22	3887	Relay Compressor 115V 60Hz
10	S2498	8-gallon Bowl cover	23	18370	Overload (Klixon) 115V 60Hz
11	S1717	Bowl gasket			
15	S2883	Fan motor + blade assy 115V 60Hz			
	S1630	Fan motor only 115V 60Hz			



Item	Part #	Description	Item	Part #	Description
31	A3742	Drip tray (White)	34	A7304	Right side panel (White)
	19273	Drip tray (Black)		19269	Right side panel (Black)
32	A7343	Drip tray (White)	35	A7291	Rear panel (White)
	19274	Drip tray (Black)		19270	Rear panel (Black)
33	S2009	Front panel			